


Keder Greenhouse

www.kedergreenhouse.co.uk



The perfect choice for year round growing.

Keder Greenhouses are designers, manufactures and installers of high specification greenhouses which offer different benefits to traditional glasshouses or polytunnels. Our products are safe, strong, durable and extremely energy efficient.

We are the proven next generation in protected growing environments which give outstanding benefits to growers.



A bit about us and why we do what we do.

We have been building greenhouses for more than 20 years and are justifiably proud that every greenhouse Keder have installed dating back to the very first installation still delivers a superior growing environment.



Based in the fertile Vale of Evesham, Colin Moore (Owner MD) as a grower himself understands the need to nurture and protect crops from the elements, whilst extending the growing season.

Keder Greenhouse has its origins in the in the commercial greenhouse market.

Lessons learnt, designs developed and modifications made in our commercial builds are constantly applied to our smaller Gardener and Grower greenhouses, so our customers can be assured their chosen greenhouses have been influenced by our professional Horticultural customers.



Keder Greenhouses are the only manufacture in the UK to build greenhouses made of the Keder Bubble plastic.

The right choice no matter what your project.

Keder domestic greenhouses are supplied in a range of sizes 2m, 3m and 4m wide – Safe, no glass is used – Cost effective, less expensive than traditional glass.



- Virtually maintenance free
- Energy efficient, R Value of 1.7– Proven to give up to 50% energy savings, over conventional uninsulated glasshouses. (it is like a duvet for your plants)
- Exceptionally strong
- Resistant against extreme weather conditions, proven to withstand wind speeds in excess of 140mph
- Made to give diffused light – No need to shade
- Fully recyclable
- Made from British high tensile steel that is galvanised inside and out
- Available with vent systems for all size structures
- Fitted with top track hung doors on 4mt wide greenhouses
- Extendable in length in the gardener range and width and length in the grower range
- Supplied with a 10 year UV Guarantee



Our aftercare of clients is exceptional.

What is Keder?

Simply put, it is a film cladding system that saves energy and insulates.

Its unique design feature is the air burls, (bubbles) that are specifically engineered to **both insulate and diffuse sunlight**. This also makes it feel lighter in the greenhouse than outside on a dull day as the light is expanded by the diffusion, the incoming light is scattered causing an even share of diffused radiation. Its transparency allows approximately 83% of light through and approximately 30% infrared light. In combination with its profile attachment, the Keder locking mechanism ensures a water and air tight structure that can withstand the most extreme elements and climates.



Keder provides an insulating effect that retains up to 95% of heat radiation, whilst providing its users with an impressive R value of 1.7. This energy efficient design represents significant cost savings for its users.

What do we supply?

As standard we have 3 designs of greenhouse for the garden enthusiast.

3m wide (3m x 10m)



The greenhouses can be any length providing it is divisible by 2m (each section of our greenhouses are 2m long) our greenhouses can also be extended at a later date should your growing needs develop.

2m wide (2m x 6m)

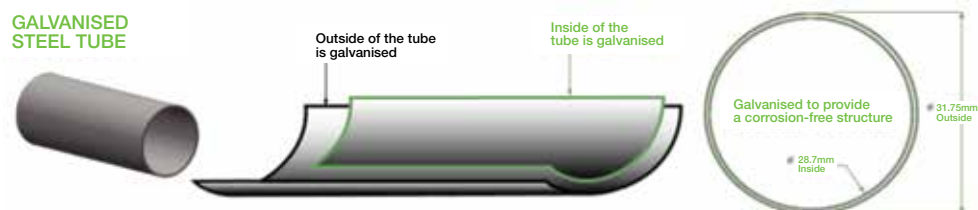


4m wide (4m x 6m)



What do you get in a Keder Greenhouse?

The Frame – Keder greenhouses are built to high specification.



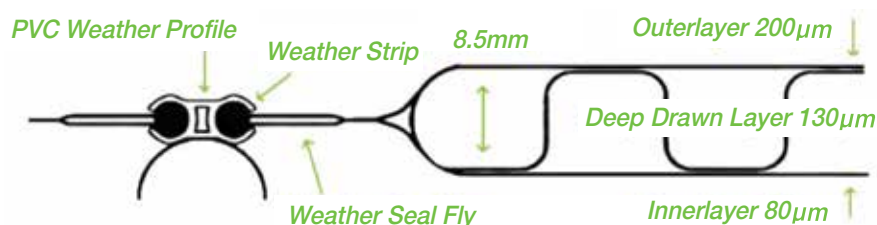
Manufactured from British high tensile Z35 structural steel tubing, pre galvanised inside and out to provide a corrosion free structure for many years. All brackets are manufactured and plated in the UK specifically for our structures and all timbers used are pressure treated – (Tanalised) to ensure a long life.



Keder cladding. Roof, sides, ends, doors.

The cladding has a life expectancy of at least 15 years. This product reduces summer daytime temperatures as well as retaining heat overnight. Its insulating properties also help reduce condensation.

The unique bubble design causes a considerable scattering of light up to 83% 30% of which is healthy infrared light, diffusing through more than 1000 air burls per square m. The diffused light scatters evenly so as to avoid and eliminate the common difficulties of both shading and burning areas within the structure, this ensures the promotion of healthy plant growth.



Ventilation in structures 2 and 3mt wide. (Gardener range)

All Keder Gardener structures are fitted with a rear manual vent as standard, but can have supplied a roof vent also if required. The roof vent is operated via a wax plug within its mechanism, making this a non-electrically powered automatic roof vent which allows the gardener time away from the greenhouse without the worry of plants overheating.



Side ventilation, 4mt + structures (Grower Range).

The Keder side ventilation system operates via a manual gearbox system. It is designed to be simple efficient and maintenance free.

The vent operates on a bob weight system dropping down from gutter level, providing a maximum opening of 1300mm enabling airflow high up where it is most needed and minimising potential wind damage to plants. This vent system can be upgraded to an electric automation system.



Doors on the 4m + structures

Top Track sliding doors to ensure no obstructions at floor level allowing ease of access with equipment. Manufactured from 40mm x 40mm box section steel and hot dip galvanised. Clad with Keder, all fixtures and fittings are suitably plated to protect against corrosion and ensure minimum maintenance.

Guttering system 4m + structures

Constructed of galvanised 2mm steel sheet and fitted as standard along both sides of the structure and in the valleys (if applicable), down pipes finish just above ground level allowing the client to install a rainwater harvesting system.



Frequently asked questions.

Can I build the greenhouse myself?

The 2 and 3m wide greenhouses are designed to be supplied as DIY kits, they come complete with everything needed and an instruction manual and DVD. (We also offer an installation service for you for an additional fee) The 4m wide Grower greenhouses are not designed for self-assembly Keder install these greenhouses.

Can I see a demonstration model?

Yes at our manufacturing yard, at shows or contact the office and we will find you someone close who already has a Keder and is happy to show it to you.

What ground conditions do I need to be able to install a Keder greenhouse?

You need a flat level piece of ground either soil or grass. The kits can be installed on a concrete base if preferred just let the office know when you place the order and the kit will be supplied with L brackets and raw bolts.

How are they secured to the ground?

Using a ground anchor pole system at every 2m along the base. The ground anchor is driven into the ground through a welded o ring. The 4m wide Grower greenhouses have foundation blocks at every 2m point.

What is the lead time for delivery?

Typically for a gardener kit, within 3 weeks. If it is for an installation normally within 4 weeks of order placement.



Frequently asked questions.

How long will my greenhouse last for?

The life expectancy of a Keder greenhouse is 15 – 25years

Will the greenhouse withstand strong winds we live in a very exposed area?

Yes. Keder products are designed to withstand extreme environments, we specialise in structures designed for the Outer Hebrides.

How much room do I need around the greenhouse to be able to install it?

We would always recommend a minimum of 1m all around the greenhouse. We have known them built with only 50cm all around but this can be extremely difficult to do.



Can they be repaired?

Yes, if in the unlikely event the Keder cladding is damaged, e.g. roof tile falls on it during a storm and splits the Keder, you may be able to patch it using clear bathroom silicone, in the worst case scenario you need to replace the covering, you will only need to repair the damaged panel not the whole covering.

Which way do I position my Keder greenhouse NE, SW, S, facing?

Due to the light diffusion properties of the Keder you can position the greenhouse where it is most suitable for your garden and your needs. We would advise that roof vents are facing away from prevailing winds though.





Keder Greenhouse

www.kedergreenhouse.co.uk

Keder Greenhouses Limited
Newtown, Offenham, Evesham, Worcestershire WR11 8RZ
t: +44 (0) 1386 49094 | f: +44 (0) 1386 421605 | e: sales@kedergreenhouse.co.uk

www.kedergreenhouse.co.uk